

# CEMCOTE

Brush or trowel-on cement wall coating

---

A finely ground mixture of white Portland cement, pigments and chemicals. It is supplied in powder form requiring mixing with water on-site to produce a smooth, flowing coating which sets rock hard.



Creating distinctive cement finishes  
as *unique* as you are.

**ICEMCRETE®**

Manufacturers of Distinctive Decorative Coatings



*Did you know*

CemCote can also be applied with a trowel to achieve a smooth finish. Refer to the CemCote (Skimmed) datasheet for more information on the application process.

CemCote Dark Grey (Skimmed)

The colours depicted are a guide only and Cemcrete recommends choosing colours from an actual on-site sample. Different sealing methods might also affect the final colour.



**Benefits**

- For interior and exterior use
- Brush-on or trowel-on application
- Durable and weatherproof
- Interesting colour variation
- Wears well over time

**Specifications**

Suitable Surfaces	Interior & exterior plastered or previously painted walls
Finish	Slightly textured when applied with a brush Smooth when applied with a trowel
Thickness	1.6-2.5mm
Application	Brush-on or Putzmeister application: Refer to CemCote datasheet Trowel-on: Refer to CemCote (Skimmed) datasheet
Packaging	5 & 25kg drums
Coverage	Brush-on or Putzmeister application: 2-5m <sup>2</sup> per kg/coat depending on suction and texture of the surface or 25-50m <sup>2</sup> per 25kg / 2 coats Trowel-on: 1-1.1kg's per m <sup>2</sup> or 25-30m <sup>2</sup> (2 coats) per 25kg drum. Depending on surface texture and porosity.
Curing	Initial set - 1 hour The completed work should be allowed to air cure for 24 hours after application, before mist spraying the entire wall from bottom to top (to prevent run marks) evenly at least twice during the day thereafter. The moisture in the substrate must be less than 5% prior to sealing.
Colour/s	Available in 13 colours

**Intended for use with**

Brush-on or Putzmeister application:

- CemBond 1, 5 & 20 litre plastic containers - mixed 1:3 with water to prime the wall 8m<sup>2</sup>/ L for 2 coats
- CemBond 1, 5 & 20 litre plastic containers - mixed 1:5 with water to mix the first coat of CemCote - 2L/drum

Trowel-on application:

- FlexBond 1, 5 & 20 litre plastic containers - mixed 1:3 with water will give a usage of approximately 3.125 L/25kg drum of CemCote

**Tools needed**

- Mechanical mixer
- Large roof paintbrush or trowel
- Mist sprayer

**Supporting Cemcrete Products**

- SiliconSeal
- Concrete Sealer


CemCote Colour Range



White



Concrete Grey




Dark Grey




Ivory




Straw




Ochre




Anthill Grey




Tan



Caramel




Brown Sugar




Terracotta



Fern Green



Sea Green



CemCote Concrete Grey (Skimmed)  
Brick lines created in the base plaster, then coated with CemCote

The colours depicted are a guide only and Cemcrete recommends choosing colours from an actual on-site sample. Different sealing methods might also affect the final colour.

0860 CEMCRETE

info@cemcrete.co.za

www.cemcrete.co.za



blog.cemcrete.co.za

## HEAD OFFICE

---

### Showroom & Warehouse

8 Telford Street

Industria

(011) 474 2415

info@cemcrete.co.za

## GAUTENG

---

### Johannesburg Showroom

227 Jan Smuts Avenue

Parktown North

(011) 447 3149

jsa@cemcrete.co.za

### Centurion Showroom & Warehouse

15 Coachmen's Park

26 Jakaranda Street

Centurion

(012) 653 6808

pretoria@cemcrete.co.za

## CAPE TOWN

---

### Showroom & Warehouse

Unit 3 Eagle Park

cnr Bosmansdam & Omuramba Roads

Montague Gardens

(021) 555 1034

cape@cemcrete.co.za

We have distributors nationally, in most African countries and internationally. Contact us to locate your nearest stockist or contractor.



Manufacturers of Distinctive Decorative Coatings



On the cover:  
CemCote Skimmed  
Dark Grey

The colours depicted are a guide only and Cemcrete recommends choosing colours from an actual on-site sample. Depth of pool and exposure to sunlight might also affect the final colour.